

# Annual Completed Clinical Trials 2025

Six signals from a year of strong headwinds and winds of change

## THE HEADLINE

### Fewer trials, better odds

2025 was a year of quality over quantity: Completions fell sharply, yet a higher proportion of those trials hit their primary endpoints.

4,364

industry-sponsored trials completed or hitting primary endpoints in 2025

▼ 11% vs 4,903 in 2024

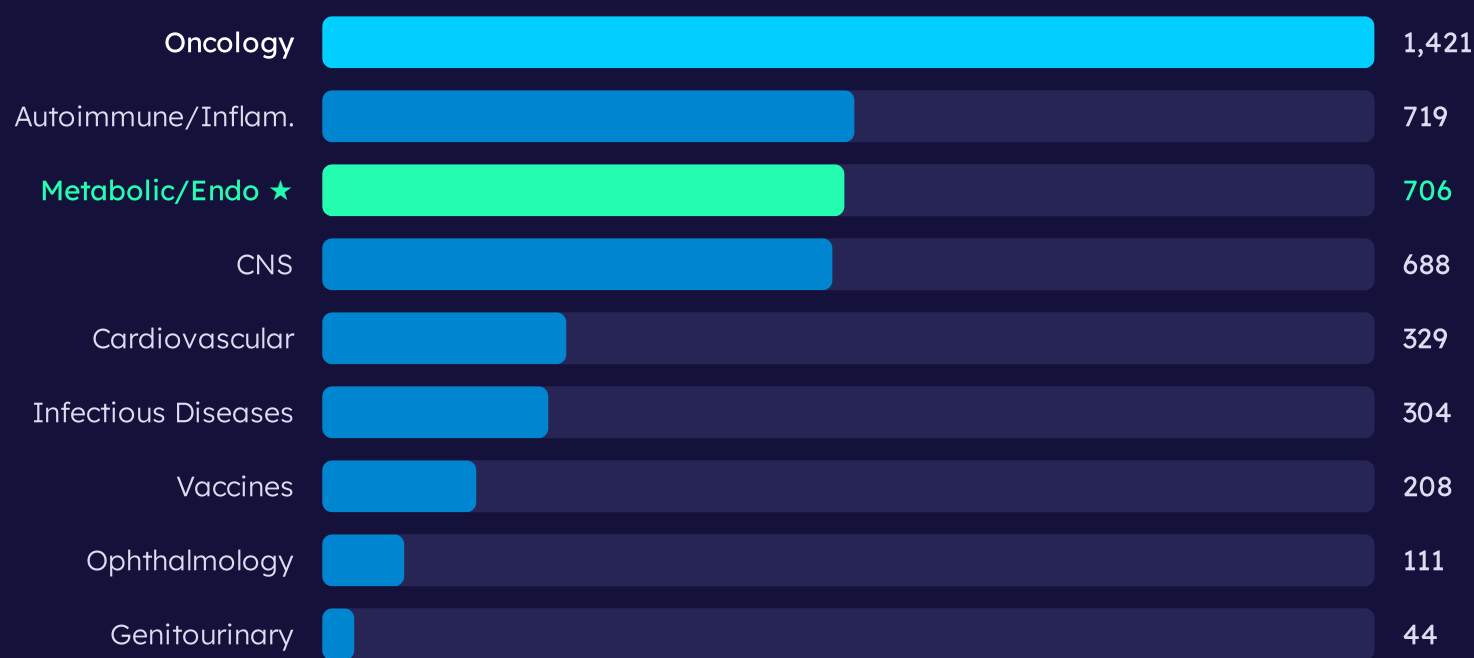
2024 → 2025  
33% → 36%

industry-wide success rate across every therapeutic area — up 3 points despite the drop in volume

## THERAPEUTIC AREA RANKINGS

### Metabolic/endocrinology breaks into the top three

For the first time in the report's history, met/endo enters the top three TAs — on the back of an obesity and type 2 diabetes surge — while infectious diseases collapsed toward pre-pandemic levels.

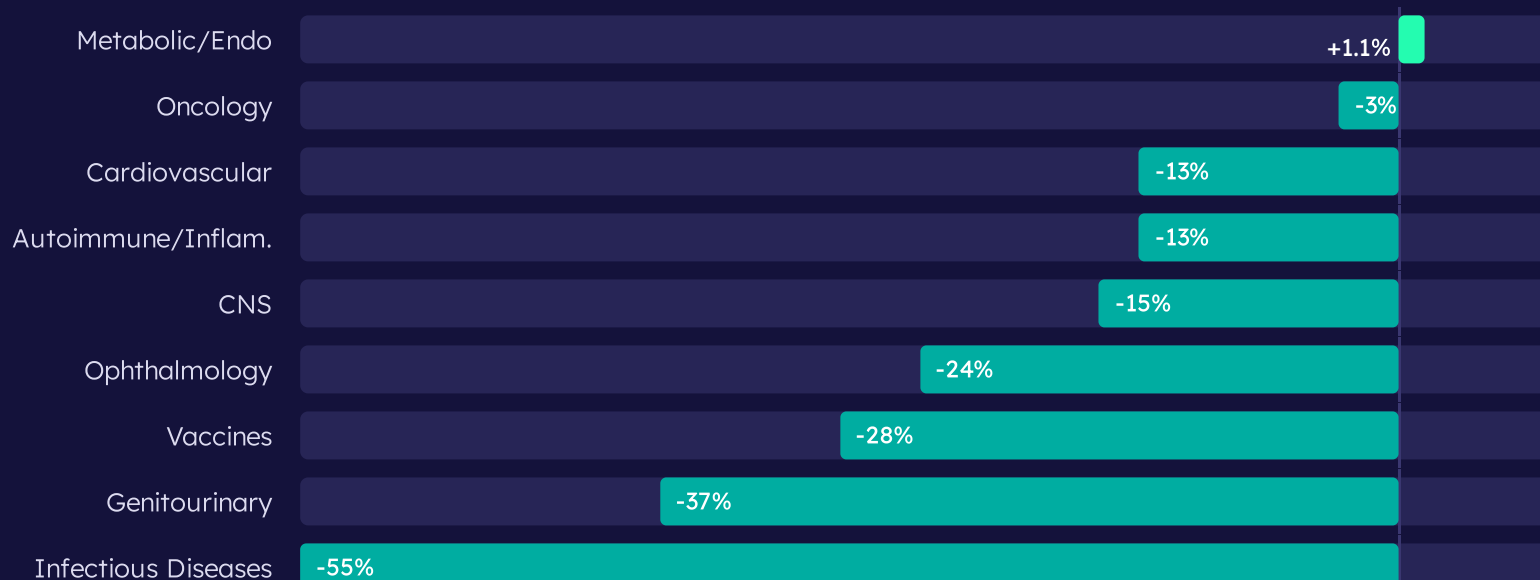


★ Met/endo's first-ever top-3 finish — overtaking CNS

## YEAR-ON-YEAR MOMENTUM

### Only one therapeutic area grew

After four straight years of growth, eight of nine TAs went into reverse




## DISEASE IN FOCUS

### Obesity's seven-place leap, powered by GLP-1s

Obesity jumped from 9th to 2nd among all diseases for completed trials — 184 studies, up 59 on 2024 — second only to non-small cell lung cancer.



Share of obesity trials testing GLP-1 receptor agonists

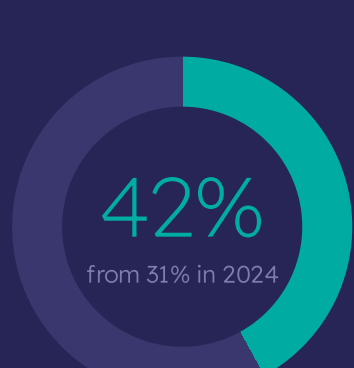


■ 73% GLP-1 RA ■ 27% other

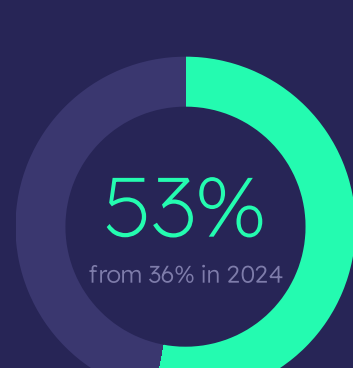
## QUALITY OF OUTCOMES

### Success rates climbed across the board

Among diseases with at least 25 positive trials, the average success rate leapt 11 points. The top-performing diseases did even better.



Average success rate for diseases with ≥25 positive trials




Average success rate for the top 10 diseases by positive trials

## WHO'S RUNNING THE TRIALS

### All other pharma now run the larger share

Both groups down from 2024, but the balance tilts toward all other pharma



1,683  
Top 20 pharma

37% of the two groups · ▼ 9% YoY

2,872  
All other pharma

63% of the two groups · ▼ 12% YoY